

ANNUAL STUDENT ENROLLMENT AND COMPLETION REPORT (A1)

INTRODUCTION

The FY2013 Annual Student Enrollment and Completion Report, otherwise known as the A1 report, was completed and submitted on time to the Illinois Community College Board on July 26th, 2013.

The Annual Student Enrollment and Completion report is used to inform the Illinois Community College Board (ICCB) on all students who were officially enrolled in a credit course (ICCB's definition of a credit course is one that generates apportionment) at Black Hawk College during the Summer 2012 term through the Spring 2013 term.

Another focus of the A1 report is student completions. The College identifies everyone who has received a certificate or degree during the aforementioned fiscal year, including those students who were awarded their certificate and degree in FY2013, but were not officially enrolled during the fiscal year. Additionally, the College reports any students who earned their GED or high school diploma after enrolling in Black Hawk College's Optional Education Youth GED program.

The A1 report provides the ICCB with 125 different pieces of data per student. Samples of data elements include:

- Student demographics (i.e., gender),
- Residency (i.e., county and state),
- Total number of credit hours enrolled and earned, including
 - Online
 - Developmental
 - Dual
- Student's major
- Any special statuses (e.g., disabilities or veterans)
- Completions and
- Various kinds of Financial Aid received

REPORT ANALYSIS

ANNUAL STUDENT HEADCOUNT: After peaking in FY2010, the college has experienced a steady three-year decline in student enrollment and is at a seven year low. For FY2013, the College had 11,773 students enrolled in an apportionment-generating course, which is a 3.8% decrease from FY2012. See Figure 1 for the total annual student headcount by fiscal year.

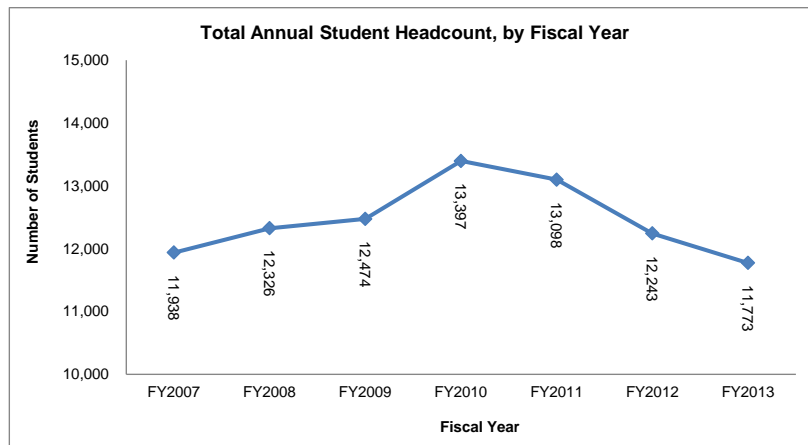
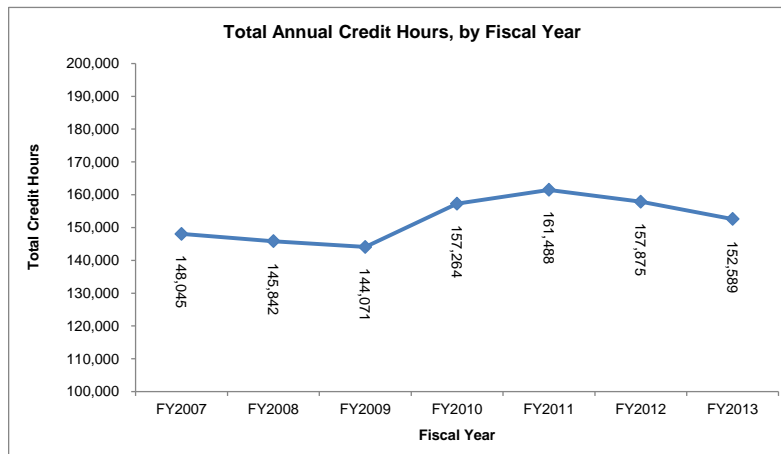


Figure 1

ANNUAL CREDIT HOUR GENERATION: Credit hour generation peaked in FY201. For FY2013, the College generated 152,588.7 apportionment-eligible credit hours,



which is a 3.3% decrease from FY2012. See Figure 2 for the total annual apportionment-eligible credit hours by fiscal year.

Figure 2

COMPLETIONS: For FY2013, the College awarded 862 students a certificate or degree, an increase of 28.3% from FY2012. Forty-four of the 862 were students that received their degree or certificate in FY2013, however, were not enrolled in FY2013. In addition, ninety-three students earned their GED (down from 107 in FY2012) and thirty-four earned their high school diploma (down from 40 in FY2012). See Figure 3 for the total number of students awarded a degree, certificate, GED and high school diploma by fiscal year.

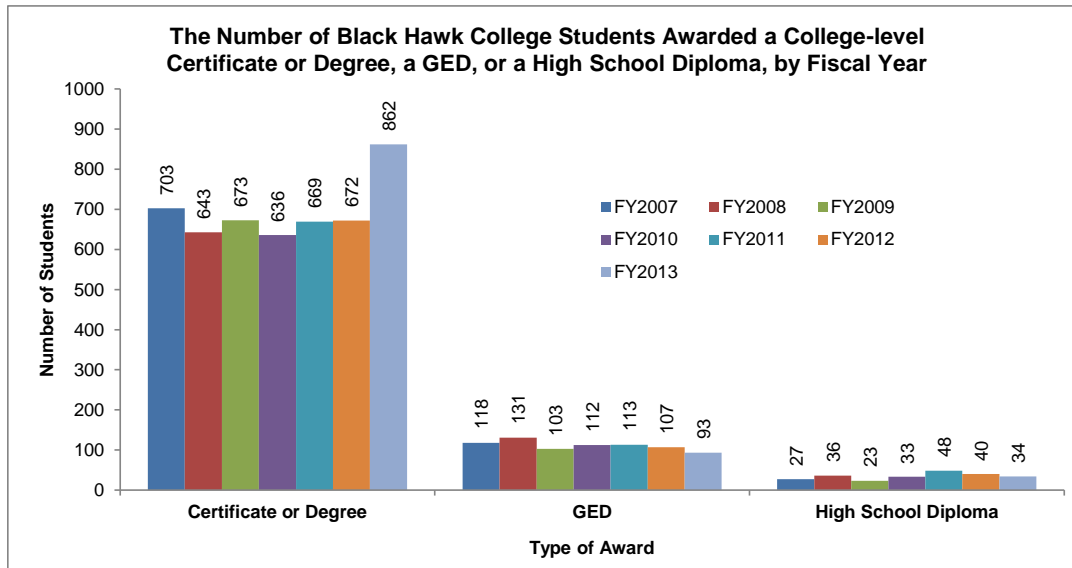


Figure 3

Overall, 935 awards (degrees, certificates, GED and High School Diploma) were awarded in FY2013, an increase of 27.2% from FY2012. Most of this increase comes from the number of students, including some dual students, being awarded the 8-hour Basic Nursing Assistant Training Program certificate. See Figure 4 for the total number of Associate's degrees, Associate's in Applied Science degrees and certificates awarded by fiscal year.

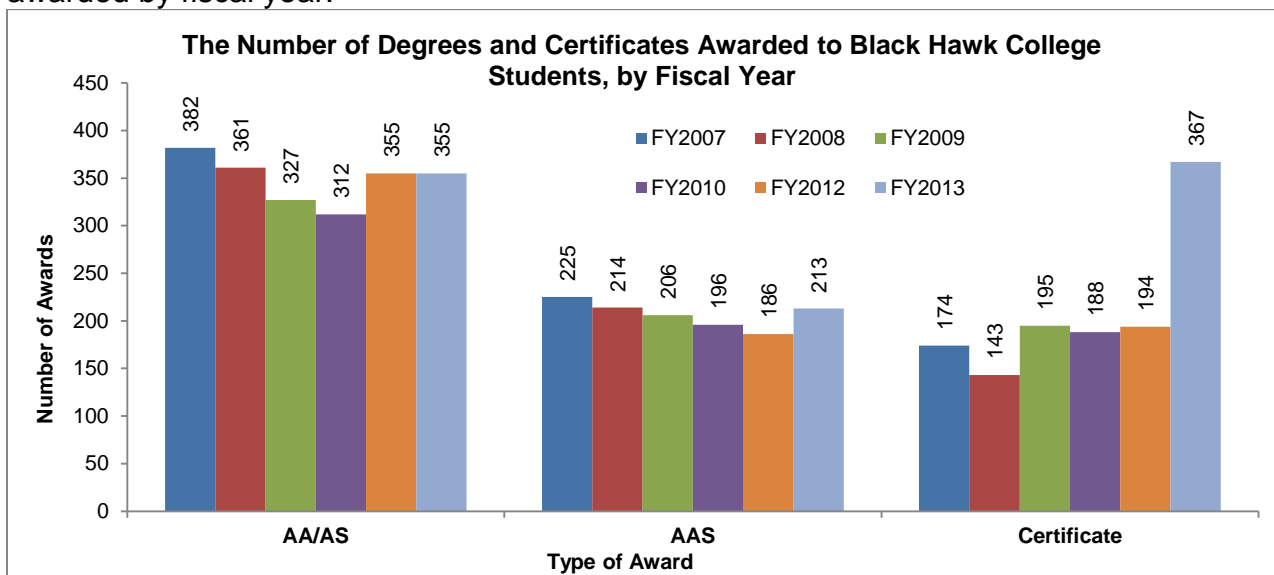


Figure 4